




WELLTEC W-45/60

Welltec offers one of the most diverse range of standard and bespoke profiles, materials and finishes for the external envelope, with all flashing and trimming, to give a perfect finish to the project. These profiles also have the option of perforations in order to meet you transparency requirements.



PROPERTIES:

Type:	Welltec W-45/60
Cladding Width:	756mm
Maximum Length:	5500mm
Material:	Aluminium, Mild Steel, Brass, Copper, Stainless Steel
Thickness:	0.8mm - 1mm
Finishes:	Anodised (Aluminium), Powder coated, Xerotec, PVDF

NOTE: Perforation options available, please call us


SUGGESTED APPLICATIONS:



cladding

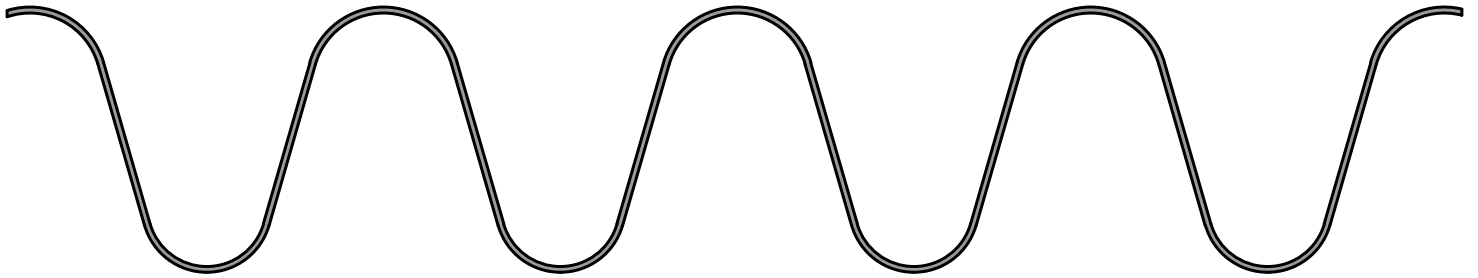


ceiling panels



partitions

DIMENSIONS:



$p = 60\text{mm}$
 $h = 45\text{mm}$

