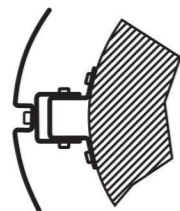




# COLTEC

## Mountings

### Shadow Joint



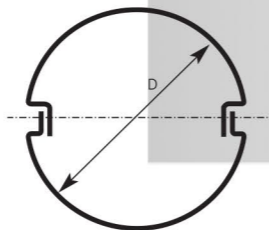
### Bolted Directly

D = Column without casing + 40mm

### With U-profile, bolted

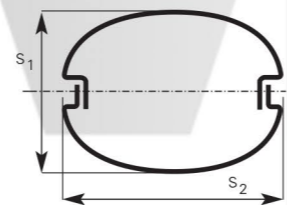
D = Column without casing + 140mm

### Group R



### RK-S Circle

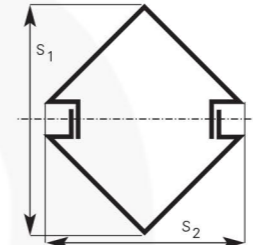
Shadow Joint



### RE-S Ellipse

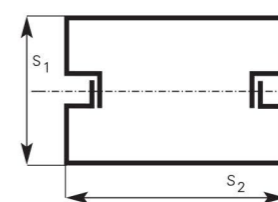
Shadow Joint

### Group E



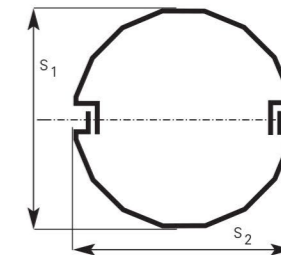
### ED-S Triangle

Shadow Joint



### ER-S Rectangle

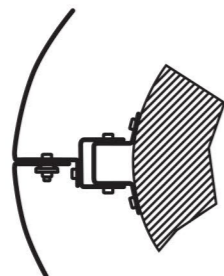
Shadow Joint



### EP-S Polygon

Shadow Joint

### Hair Joint

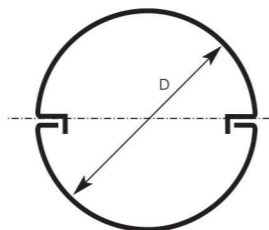


### Bolted Directly

D = Column without casing + 120mm

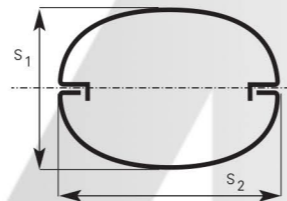
### With U-profile, bolted

D = Column without casing + 220mm



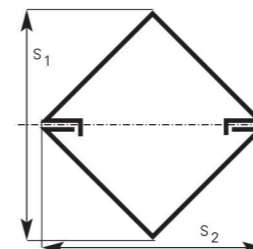
### RK-H Circle

Hair Joint



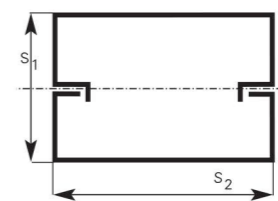
### RE-H Ellipse

Hair Joint



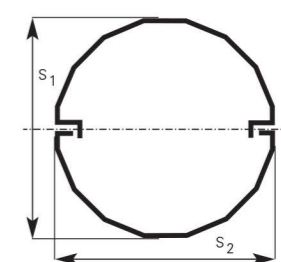
### ED-H Triangle

Hair Joint



### ER-H Rectangle

Hair Joint



### EP-H Polygon

Hair Joint